

Visit the "Scouting with Mr. R." web site at:
<http://www.relia.net/~thedane/scouting.html>

This passport belongs to:



© 2004 Kerry Rasmussen, Mr. R.
Revised March 2005



<http://www.centenaryarchers.gil.com.au/>

**ARCHERY
PASSPORT**



Visit the "Scouting with Mr. R." web site at:
<http://www.relia.net/~thedane/scouting.html>

This passport belongs to:



© 2004 Kerry Rasmussen, Mr. R.
Revised March 2005



<http://www.centenaryarchers.gil.com.au/>

**ARCHERY
PASSPORT**



SAFETY AND LAWS (1)

a. State and explain the Range Safety Rules.

1. Three rules when on the shooting line:

1) _____

Explain _____

2) _____

Explain _____

3) _____

Explain _____

2. Three rules when when retrieving arrows:

1) _____

Explain _____

2) _____

Explain _____

SAFETY AND LAWS (1)

a. State and explain the Range Safety Rules.

1. Three rules when on the shooting line:

1) _____

Explain _____

2) _____

Explain _____

3) _____

Explain _____

2. Three rules when when retrieving arrows:

1) _____

Explain _____

2) _____

Explain _____

ARCHERY

S R N Q P G R L F B W U L K B
 T D A A M D R L M R Z N D K A
 A B N N T H G I E W W A R D R
 B O A U G W L C P F Z D A T E
 I S W T O E U A L G N U U E B
 L L H R R R M E R U N S G G O
 I S R A V E C A O C H I M R W
 Z A W E F T G P S O H T R A O
 E C Z P C T M N O T I E A T R
 R W M H U O L T I P E Y R Q S
 O R I R C N O C K F A R I Y A
 Q N R E T R I E V E P O I N T
 G R E V I U Q E N I P S W G I
 T O T Y X S R J J L H C R D F
 L E D D Y T M B N D F O F W X

ARCHERY	FINGERTAB	QUIVER	SPINE
ARMGUARD	FITA	RANGEMASTER	STABILIZER
ARROW	FLECTCHING	RECURVE	STRING
BAREBOW	GRIP	RETRIEVE	TARGET
BOW	LIMB	ROUND	TIP
COMPOUND	NOCK	SHAFT	
DRAWWEIGHT	POINT	SHOOT	

(Some words were combined for simplicity)

ARCHERY

S R N Q P G R L F B W U L K B
 T D A A M D R L M R Z N D K A
 A B N N T H G I E W W A R D R
 B O A U G W L C P F Z D A T E
 I S W T O E U A L G N U U E B
 L L H R R R M E R U N S G G O
 I S R A V E C A O C H I M R W
 Z A W E F T G P S O H T R A O
 E C Z P C T M N O T I E A T R
 R W M H U O L T I P E Y R Q S
 O R I R C N O C K F A R I Y A
 Q N R E T R I E V E P O I N T
 G R E V I U Q E N I P S W G I
 T O T Y X S R J J L H C R D F
 L E D D Y T M B N D F O F W X

ARCHERY	FINGERTAB	QUIVER	SPINE
ARMGUARD	FITA	RANGEMASTER	STABILIZER
ARROW	FLECTCHING	RECURVE	STRING
BAREBOW	GRIP	RETRIEVE	TARGET
BOW	LIMB	ROUND	TIP
COMPOUND	NOCK	SHAFT	
DRAWWEIGHT	POINT	SHOOT	

(Some words were combined for simplicity)

Keeping track of your shooting progress:

TOTAL=

Record your completed target score in the middle of the targets. (Extra targets are provided for the various competitions.) Add up and record your total in the box for your qualification score.



3) _____
 Explain _____

3. The four range safety whistle commands and their related verbal commands.

1) _____
 Explain _____

2) _____
 Explain _____

3) _____
 Explain _____

4) _____
 Explain _____



Keeping track of your shooting progress:

TOTAL=

Record your completed target score in the middle of the targets. (Extra targets are provided for the various competitions.) Add up and record your total in the box for your qualification score.



3) _____
 Explain _____

3. The four range safety whistle commands and their related verbal commands.

1) _____
 Explain _____

2) _____
 Explain _____

3) _____
 Explain _____

4) _____
 Explain _____



b. State and explain the general safety rules for archery.

☐ Demonstrate how to safely carry arrows in your hands.

c. Tell about your local and state laws for owning and using archery tackle. _____

b. State and explain the general safety rules for archery.

☐ Demonstrate how to safely carry arrows in your hands.

c. Tell about your local and state laws for owning and using archery tackle. _____

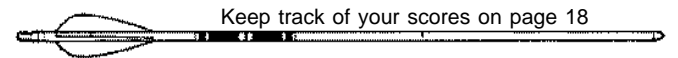
COMPOUND QUALIFICATION (5Bf)

Do ONE of the following:

1. Using a recurve or longbow and arrows with a finger release, shoot a single round of ONE of the following BSA, NAA, or NFAA rounds:

- ☐ An NFAA field round of 4 targets and make a score of 70 points.
☐ A BSA Scout field round of 14 targets and make a score of 90 points.
☐ A Junior 900 round and make a score of 200 points.
☐ A FITA/NAA Olympic (outdoor) round and make a score of 90 points.
☐ A FITA/NAA indoor* round I and score of 90 points.
☐ An NFAA indoor* round and make a score of 60 points.

(* The indoor rounds can be shot outdoors if this is more convenient.)



- ☐ 2. Shooting 30 arrows in five-arrow ends at an 80-centimeter (32-inch) five-color target at 10 yards and using the 10 scoring regions, make a score of 170.
☐ 3. As a member of the NAA's Junior Olympic Development Program (JOAD), qualify as a Yeoman, Junior Bowman, and Bowman.
☐ 4. As a member of the NFAA's Junior Division, earn a Cub or Youth 100-score Progression patch.

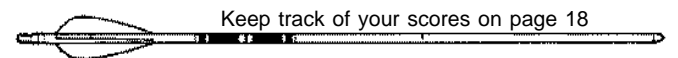
COMPOUND QUALIFICATION (5Bf)

Do ONE of the following:

1. Using a recurve or longbow and arrows with a finger release, shoot a single round of ONE of the following BSA, NAA, or NFAA rounds:

- ☐ An NFAA field round of 4 targets and make a score of 70 points.
☐ A BSA Scout field round of 14 targets and make a score of 90 points.
☐ A Junior 900 round and make a score of 200 points.
☐ A FITA/NAA Olympic (outdoor) round and make a score of 90 points.
☐ A FITA/NAA indoor* round I and score of 90 points.
☐ An NFAA indoor* round and make a score of 60 points.

(* The indoor rounds can be shot outdoors if this is more convenient.)



- ☐ 2. Shooting 30 arrows in five-arrow ends at an 80-centimeter (32-inch) five-color target at 10 yards and using the 10 scoring regions, make a score of 170.
☐ 3. As a member of the NAA's Junior Olympic Development Program (JOAD), qualify as a Yeoman, Junior Bowman, and Bowman.
☐ 4. As a member of the NFAA's Junior Division, earn a Cub or Youth 100-score Progression patch.

b. Explain how to properly care for and store compound bows.

c. List and *show* the nine steps of good shooting for the compound bow you are shooting.

- 1) _____
- 2) _____
- 3) _____
- 4) _____
- 5) _____
- 6) _____
- 7) _____
- 8) _____
- 9) _____

d. Explain why it is necessary to have the string on a compound bow replaced at an archery shop.

☐ e. Locate and mark with dental floss, crimp-on, or other method, the nocking point on the bowstring of the bow you are using.

b. Explain how to properly care for and store compound bows.

c. List and *show* the nine steps of good shooting for the compound bow you are shooting.

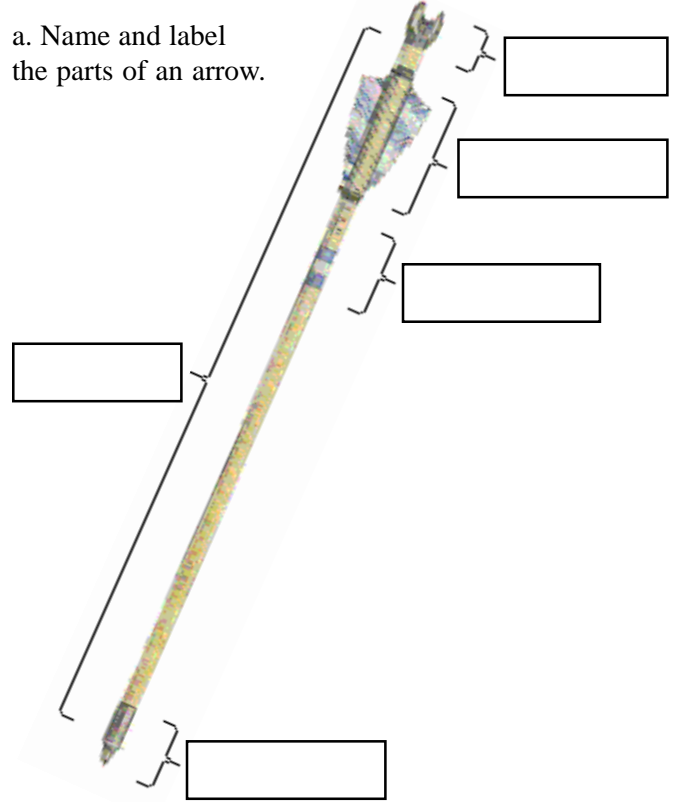
- 1) _____
- 2) _____
- 3) _____
- 4) _____
- 5) _____
- 6) _____
- 7) _____
- 8) _____
- 9) _____

d. Explain why it is necessary to have the string on a compound bow replaced at an archery shop.

☐ e. Locate and mark with dental floss, crimp-on, or other method, the nocking point on the bowstring of the bow you are using.

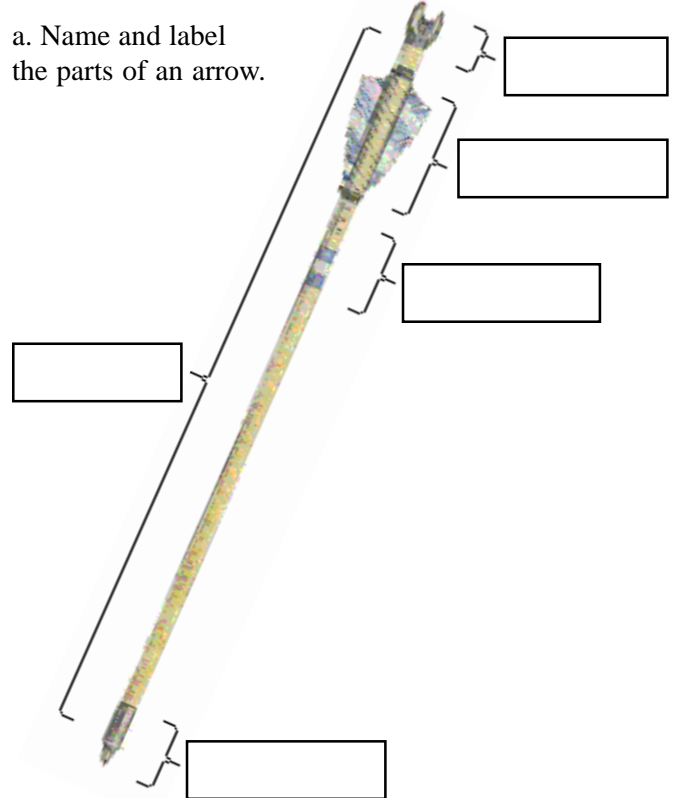
ARROWS (2)

a. Name and label the parts of an arrow.



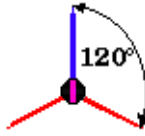
ARROWS (2)

a. Name and label the parts of an arrow.



b. Describe three or more different types of arrows.

c. Name four principle materials for making arrow shafts.



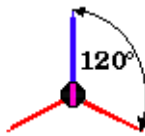
Project 2d:

☐ Make a complete arrow from a bare shaft.

e. Explain how to properly care for and store arrows.

b. Describe three or more different types of arrows.

c. Name four principle materials for making arrow shafts.

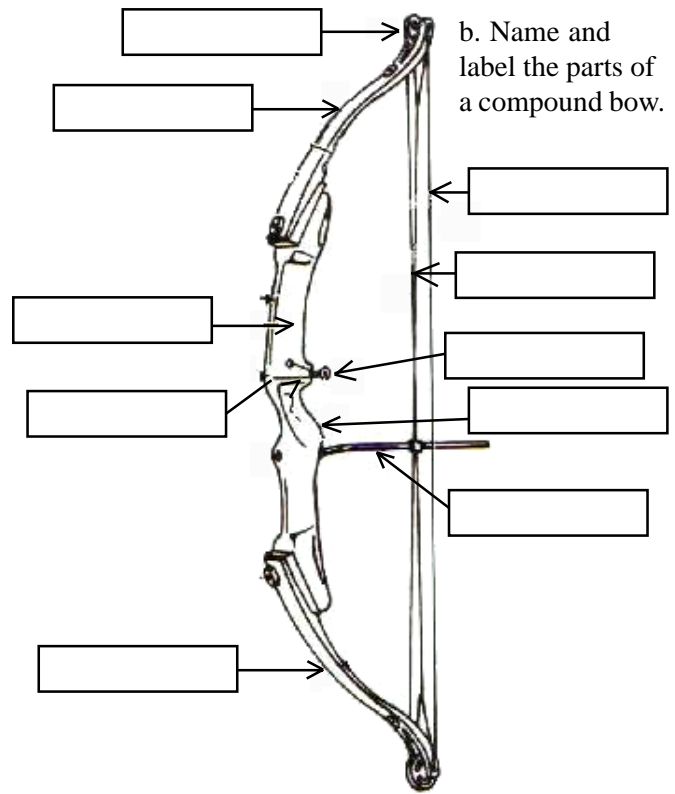


Project 2d:

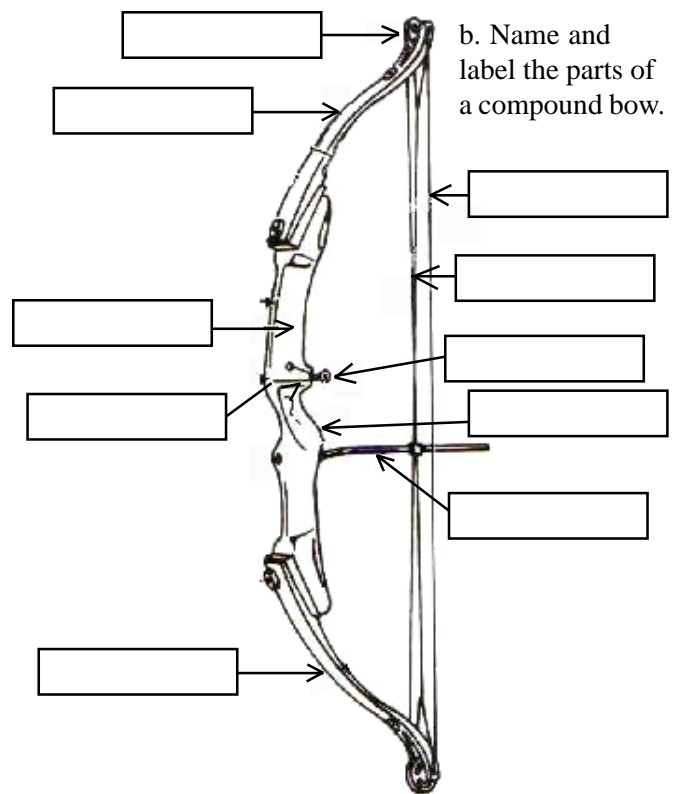
☐ Make a complete arrow from a bare shaft.

e. Explain how to properly care for and store arrows.

THE COMPOUND BOW (5 option B)



THE COMPOUND BOW (5 option B)



RECURVE QUALIFICATION (5A)


Do **ONE** of the following:

1. Using a recurve or longbow and arrows with a finger release, shoot a single round of **ONE** of the following BSA, NAA, or NFAA rounds:

- An NFAA field round of 4 targets and make a score of **60** points.
- A BSA Scout field round of 14 targets and make a score of **80** points.
- A FITA/NAA Olympic (outdoor) round and make a score of **80** points.
- A Junior indoor* round I and make a score of **180** points.
- A FITA/NAA indoor* round & make a score of **80** points.
- An NFAA indoor* round and make a score of **50** points.

(* The indoor rounds can be shot outdoors if this is more convenient.)

Keep track of your scores on page 18



- 2. Shoot **30** arrows in five-arrow ends at a 32" five-color target at 10 yards. Use the 10 scoring regions. Make a score of at least **150**.
- 3. As a member of the NAA's Junior Olympic Development Program (JOAD), qualify as a Yeoman, Junior Bowman, and Bowman.
- 4. As a member of the NFAA's Junior Division, earn a Cub or Youth 100-score Progression patch.

RECURVE QUALIFICATION (5A)

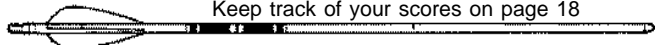
Do **ONE** of the following:

1. Using a recurve or longbow and arrows with a finger release, shoot a single round of **ONE** of the following BSA, NAA, or NFAA rounds:

- An NFAA field round of 4 targets and make a score of **60** points.
- A BSA Scout field round of 14 targets and make a score of **80** points.
- A FITA/NAA Olympic (outdoor) round and make a score of **80** points.
- A Junior indoor* round I and make a score of **180** points.
- A FITA/NAA indoor* round & make a score of **80** points.
- An NFAA indoor* round and make a score of **50** points.

(* The indoor rounds can be shot outdoors if this is more convenient.)

Keep track of your scores on page 18



- 2. Shoot **30** arrows in five-arrow ends at a 32" five-color target at 10 yards. Use the 10 scoring regions. Make a score of at least **150**.
- 3. As a member of the NAA's Junior Olympic Development Program (JOAD), qualify as a Yeoman, Junior Bowman, and Bowman.
- 4. As a member of the NFAA's Junior Division, earn a Cub or Youth 100-score Progression patch.

CARE, TERMS AND PROJECT (3)

a. Explain how to properly care for and store:

tabs _____

arm guards _____

shooting gloves _____

quivers _____



CARE, TERMS AND PROJECT (3)


a. Explain how to properly care for and store:

tabs _____

arm guards _____

shooting gloves _____

quivers _____



b. Explain the following terms:

cast _____

draw weight _____

string height (fistmele) _____

aiming _____

spine _____

mechanical release _____

freestyle _____

barebow _____



Project 3c:

- Make a bowstring.

b. Explain the following terms:

cast _____

draw weight _____

string height (fistmele) _____

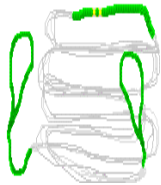
aiming _____

spine _____

mechanical release _____

freestyle _____


barebow _____



Project 3c:

- Make a bowstring.


- d. Demonstrate the proper way to string a recurve bow.



- Locate and mark with dental floss, crimp-on, or other method, the nocking point on the bowstring of the bow you are using.



- d. Demonstrate the proper way to string a recurve bow.



- Locate and mark with dental floss, crimp-on, or other method, the nocking point on the bowstring of the bow you are using.



b. Explain how to properly care for and store recurve bows and longbows.

□ c. Label and *show* the nine steps of good shooting for the recurve or longbow you are shooting.

- 1) _____
- 2) _____
- 3) _____
- 4) _____
- 5) _____
- 6) _____
- 7) _____
- 8) _____
- 9) _____



b. Explain how to properly care for and store recurve bows and longbows.

□ c. Label and *show* the nine steps of good shooting for the recurve or longbow you are shooting.

- 1) _____
- 2) _____
- 3) _____
- 4) _____
- 5) _____
- 6) _____
- 7) _____
- 8) _____
- 9) _____



THE RANGE (4)

a. Why is it important to obey the range officer or other person in charge of a range? _____

b. Explain the difference between:

an end _____

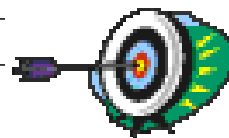
a round _____

c. Explain the differences among these types of archery:

field _____

target _____

3-D archery _____



THE RANGE (4)

a. Why is it important to obey the range officer or other person in charge of a range? _____

b. Explain the difference between:

an end _____

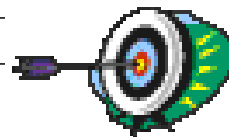
a round _____

c. Explain the differences among these types of archery:

field _____

target _____

3-D archery _____



d. Explain how the five-color National Archery Association (NAA) or Federation Internationale de Tir a l'Arc (FITA) target is scored.

e. Explain how the National Field Archery Association (NFAA) black-and-white field targets and blue indoor targets are scored.

f. Explain how the elimination system used in Olympic archery competition.



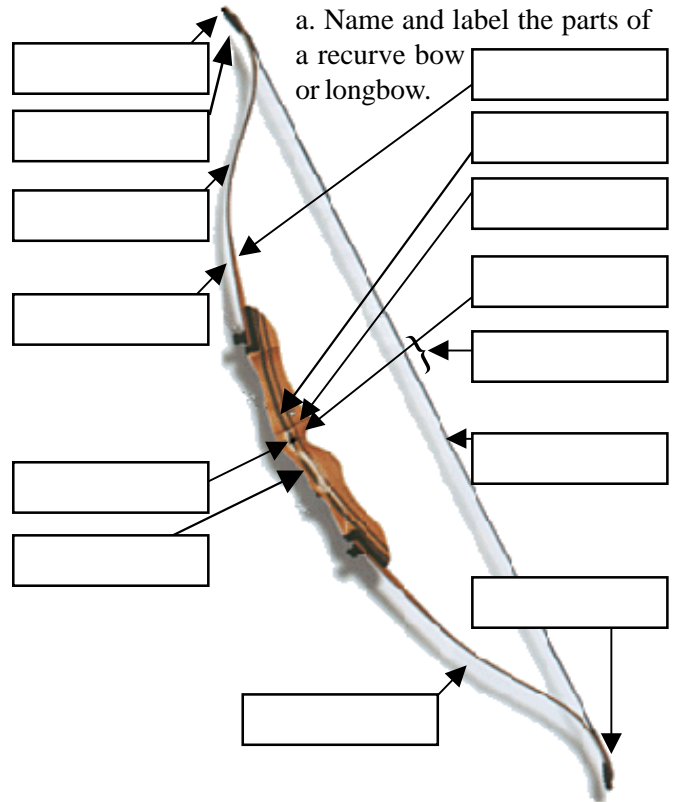
d. Explain how the five-color National Archery Association (NAA) or Federation Internationale de Tir a l'Arc (FITA) target is scored.

e. Explain how the National Field Archery Association (NFAA) black-and-white field targets and blue indoor targets are scored.

f. Explain how the elimination system used in Olympic archery competition.



THE RECURVE BOW (5 option A)



THE RECURVE BOW (5 option A)

